

Scripting, Social Narratives and Video Modeling

Kathy Haugen-Kelchner, M.Ed., ACAS

Scripting, Social Narratives and Video Modeling

- We will look at evidence based practices of
 - Scripting
 - Social narratives
 - Video modeling
- Address interests and preferences for self-determination skills
- Discuss skill generalization from classroom to community



Greeting



Hello
 My name is _____
 What is your name?
 My name is ____
 It's nice to meet you!

Teaching Social Skills

Involves group or individual instruction to teach appropriate interactions with typically developing peers.

Most social skills meetings include:

- Basic concepts
- Role-playing or practice
- Play
- Skills to promote communication to promote positive interactions
- Modeling and Video Modeling

Employable Me: Autism

<https://www.youtube.com/watch?v=gC5GbKu-qcc&feature=youtu.be>

Visual supports

Some people may benefit from visual supports to learn the concepts



4	Yelling	Emergencies
3	Loud	Outside; at a ballgame
2	Talking Voice	In the house or building
1	Whisper	In the library; quiet time
0	Quiet	When someone else is talking or watching TV/movies

Respectful

Calm and Quiet Voice

Nice Talk

Calm Behavior

When I am mad, I will try to calm myself by:

- Take a deep breath
- Take a break
- Go to my room to be alone
- Move away from the problem
- Look for better solutions
- Keep my words to myself instead of yelling

Private vs. Public

Redandgreenchoices.com

Scripts

"Thank you for working with me!"

"I agree with ____ because..."

Scripting

Social Skills Cards

Get in a group of 2 or 3

Work in your groups and take turns teaching and learning the skill

Social Narratives

- Social Stories™
- Power Cards – Uses a student's interests

Social Stories™

How I Did Taking My Test

In Texas, students have to take tests every year. Some of these tests are called TAKS. Today I took a test for reading. I had to go to a different room for my test.

Mr. Curry helped me by making sure I had a snack, juice and water. He also made the room "test friendly" by clearing all the distractions from my view. Those are some of the ways Mr. Curry supports me and teaches me to be independent.

I had to do the whole test by myself. I sat, read the test and marked the answers by myself. I worked hard and did my best work.

Mr. Curry and Ms. Kelchner are so proud of me. My friends are proud of me too. I deserve a pat on the back.



Power Card

A Simple Greeting to Maintain Naval Morale

Commanders and captains of the U.S. navy battleships know the importance of greeting fellow officers and sailors. Greetings show a sign of respect for other people and are an important way to get along with others. While engaged in daily duties it is easy to become focused on the task at hand but one must remember that greeting fellow sailors or friends is an important task too.

While sailors and officers may greet each other with special signals or salutes, civilians typically greet each other with three simple steps:

- Smile.
- Say, "Hi, (the person's name)".
- Walk on.

Social Narratives


Work with your group (assign roles) to write a story for this child

- **Facilitator:** Directs the discussion. This person makes sure everyone is participating. Makes sure every answer is well defined.
- **Reporter/Spokesperson:** Writes down responses and speaks for the group.
- **On Task/Timekeeper:** Keeps the group focused on the task at hand and keeps track of time.
- **Affirmer:** Acknowledges and supports the group/individual answers.

Write a Social Story™ or PowerCard

Video Modeling

Interrupting



Thank you!

Kathy Haugen-Kelchner, M.Ed.
 Golden Child Resources
 2132 S. Woody Rd.
 Dallas, TX 75253
 214-502-3370
 kathykelchner@yahoo.com
www.goldenchildresources.com

